



REPUBLICA DE EL SALVADOR  
TRIBUNAL SUPREMO ELECTORAL



CONSOLIDADO DEPARTAMENTAL FINAL DE ACTAS ELECCION DE CONCEJOS MUNICIPALES 2009

Departamento: 1 SAN SALVADOR

Fecha de última actualización: 22/01/2009 12:39:14

MUNICIPIOS		CD	FOR	FMLN	PCN	PDC	PDC-FMLN	FDR-CD	PDC-FMLN-CD	FMLN-CD	FDR-PCD	FDR-PDC-CD	VOTOS VALIDOS	OTROS VOTOS			TOT. OTROS VOTOS	TOT. VAL Y OTROS	PAPELETAS			TOTAL PAPELETAS
														VOTOS IMPUG.	VOTOS NULOS	ABSTENCIONES			FALTANTES	SOBRANTES	INUTILIZADAS	
1 SAN SALVADOR	86,569	N/P	2,100	80,789	1,698	2,589	N/P	N/P	N/P	N/P	N/P	N/P	173,745	72	827	197	1,096	174,841	211	115,788	4,695	295,535
2 CIUDAD DELGADO	18,574	266	574	21,035	417	1,151	N/P	N/P	N/P	21,301	N/P	N/P	42,017	29	307	70	406	42,423	18	40,342	17	82,800
3 MEJICANOS	21,907	893	4,007	35,287	702	1,198	N/P	N/P	N/P	N/P	N/P	N/P	63,994	19	411	85	515	64,509	21	52,053	17	116,600
4 SOYAPANGO	42,385	735	854	59,628	1,221	2,028	N/P	N/P	N/P	N/P	N/P	N/P	106,851	56	492	132	680	107,531	25	98,604	3,540	209,700
5 CUSCATANCINGO	10,303	175	410	14,770	1,071	920	N/P	N/P	N/P	14,945	N/P	N/P	27,649	12	198	68	278	27,927	5	26,295	20	54,247
6 SAN MARCOS	9,774	157	335	15,376	935	552	N/P	N/P	N/P	N/P	N/P	N/P	27,129	13	204	53	270	27,399	9	20,064	1,756	49,228
7 ILOPANGO	16,466	557	437	20,717	1,955	1,149	N/P	N/P	N/P	N/P	N/P	N/P	41,281	19	304	53	376	41,657	22	43,817	4	85,500
8 NEJAPA	3,652	81	3,241	2,560	240	90	N/P	N/P	N/P	2,641	3,331	N/P	9,864	16	215	61	292	10,156	5	7,384	5	17,550
9 APOPA	22,564	188	488	26,334	534	1,702	N/P	N/P	N/P	N/P	N/P	N/P	51,810	31	325	89	445	52,255	19	46,707	14	98,995
10 SAN MARTIN	12,077	148	239	12,104	1,750	946	N/P	N/P	N/P	12,252	N/P	N/P	27,264	26	263	74	363	27,627	11	24,557	5	52,200
11 PANCHIMALCO	5,553	473	N/P	6,554	1,479	601	N/P	N/P	N/P	N/P	N/P	N/P	14,660	12	222	95	329	14,989	5	10,203	3	25,200
12 AGUILARES	3,995	71	N/P	4,207	524	151	N/P	N/P	N/P	4,278	N/P	N/P	8,948	14	105	42	161	9,109	3	7,534	4	16,650
13 TONACATEPEQUE	7,340	106	N/P	8,909	4,945	1,059	N/P	N/P	N/P	9,015	N/P	N/P	22,359	49	250	39	338	22,697	2	23,191	10	45,900
14 SANTO TOMAS	4,469	50	N/P	4,461	1,553	371	N/P	N/P	N/P	4,511	N/P	N/P	10,904	3	100	26	129	11,033	5	6,959	3	18,000
15 SANTIAGO TEXACUANGOS	4,195	37	N/P	3,130	204	92	N/P	N/P	N/P	N/P	N/P	N/P	7,658	0	86	34	120	7,778	2	4,820	0	12,600
16 EL PAISNAL	1,442	2	N/P	3,044	238	55	N/P	N/P	N/P	N/P	N/P	N/P	4,781	5	58	31	94	4,875	2	5,021	2	9,900
17 GUAZAPA	2,910	37	N/P	2,768	3,113	607	N/P	N/P	N/P	N/P	N/P	N/P	9,435	15	193	52	260	9,695	1	6,049	5	15,750
18 AYUTUXTEPEQUE	4,707	108	365	7,272	965	579	N/P	N/P	N/P	7,380	N/P	N/P	13,996	2	114	33	149	14,145	16	9,694	6	23,861
19 ROSARIO DE MORA	2,117	N/P	N/P	1,641	602	109	N/P	N/P	N/P	N/P	N/P	N/P	4,469	5	51	45	101	4,570	1	2,628	1	7,200
<b>TOTAL DEPARTAMENTO</b>	<b>280,999</b>	<b>4,084</b>	13,050	330,586	24,146	15,949	0	0	0	76,323	3,331	0	<b>668,814</b>	398	4,725	1,279	6,402	<b>675,216</b>	383	551,710	10,107	<b>1,237,416</b>



REPUBLICA DE EL SALVADOR  
TRIBUNAL SUPREMO ELECTORAL



CONSOLIDADO DEPARTAMENTAL FINAL DE ACTAS ELECCION DE CONCEJOS MUNICIPALES 2009

Departamento: 2 SANTA ANA

Fecha de última actualización: 22/01/2009 10:08:08

MUNICIPIOS							PDC- FMLN	FDR- CD	PDC- FMLN- CD	FMLN- CD	FDR- PCD	FDR- PDC- CD	VOTOS VALIDOS	OTROS VOTOS			TOT. OTROS VOTOS	TOT. VAL Y OTROS	PAPELETAS			TOTAL PAPELETAS
														VOTOS IMPUG.	VOTOS NULOS	ABSTENC IONES			FALTANT ES	SOBRAN TES	INUTILIZA DAS	
1 SANTA ANA	24,981	395	918	33,950	2,382	22,631	N/P	N/P	N/P	34,345	N/P	N/P	85,257	70	1,109	254	1,433	86,690	46	105,603	259	192,598
2 CHALCHUAPA	9,495	N/P	219	12,589	1,439	474	N/P	N/P	N/P	N/P	N/P	N/P	24,216	30	340	130	500	24,716	7	30,610	17	55,350
3 METAPAN	10,204	N/P	175	1,770	10,855	405	N/P	N/P	N/P	N/P	N/P	N/P	23,409	38	788	169	995	24,404	32	21,909	5	46,350
4 COATEPEQUE	4,233	N/P	86	3,273	1,423	844	N/P	N/P	N/P	N/P	N/P	N/P	9,859	26	164	94	284	10,143	2	13,249	6	23,400
5 EL CONGO	3,544	N/P	89	1,778	383	2,600	4,378	N/P	N/P	N/P	N/P	N/P	8,394	7	181	58	246	8,640	6	8,904	0	17,550
6 TEXISTEPEQUE	2,796	N/P	N/P	890	924	2,331	3,221	N/P	N/P	N/P	N/P	N/P	6,941	8	234	79	321	7,262	0	8,038	0	15,300
7 CANDELARIA DE LA FRONTERA	4,366	N/P	158	1,749	1,563	581	N/P	N/P	N/P	N/P	N/P	N/P	8,417	9	167	64	240	8,657	4	8,886	3	17,550
8 SAN SEBASTIAN SALITRILLO	1,557	14	N/P	2,068	247	320	N/P	N/P	N/P	N/P	N/P	N/P	4,206	7	57	22	86	4,292	1	3,806	1	8,100
9 SANTA ROSA GUACHIPILIN	732	N/P	N/P	115	756	81	N/P	N/P	N/P	N/P	N/P	N/P	1,684	5	58	34	97	1,781	0	1,819	0	3,600
10 SANTIAGO DE LA FRONTERA	1,256	18	23	105	27	950	N/P	N/P	N/P	N/P	N/P	991	2,379	8	92	26	126	2,505	0	1,992	3	4,500
11 EL PORVENIR	1,150	3	10	992	715	187	N/P	N/P	N/P	N/P	N/P	N/P	3,057	3	61	30	94	3,151	0	2,248	1	5,400
12 MASAHUAT	246	N/P	N/P	107	747	406	N/P	N/P	N/P	N/P	N/P	N/P	1,506	2	52	23	77	1,583	0	1,117	0	2,700
13 SAN ANTONIO PAJONAL	868	3	N/P	518	13	20	N/P	N/P	N/P	N/P	N/P	N/P	1,422	7	28	19	54	1,476	0	1,674	0	3,150
<b>TOTAL DEPARTAMENTO</b>	<b>65,428</b>	<b>433</b>	1,678	59,904	21,474	31,830	7,599	0	0	34,345	0	991	<b>180,747</b>	220	3,331	1,002	4,553	<b>185,300</b>	98	209,855	295	<b>395,548</b>



REPUBLICA DE EL SALVADOR  
TRIBUNAL SUPREMO ELECTORAL



CONSOLIDADO DEPARTAMENTAL FINAL DE ACTAS ELECCION DE CONCEJOS MUNICIPALES 2009

Departamento: 3 SAN MIGUEL

Fecha de última actualización: 23/01/2009 12:31:09

MUNICIPIOS														OTROS VOTOS			PAPELETAS					
							PDC-FMLN	FDR-CD	PDC-FMLN-CD	FMLN-CD	FDR-PCD	FDR-PDC-CD	VOTOS VALIDOS	VOTOS IMPUG.	VOTOS NULOS	ABSTENCIONES	TOT. OTROS VOTOS	TOT. VAL Y OTROS	FALTANTES	SOBRANTES	INUTILIZADAS	TOTAL PAPELETAS
1 SAN MIGUEL	7,802	113	312	22,183	965	35,387	N/P	425	N/P	N/P	N/P	N/P	66,762	345	1,117	235	1,697	68,459	0	102,695	564	171,718
2 CHINAMECA	3,581	N/P	N/P	3,865	681	495	N/P	N/P	N/P	N/P	N/P	N/P	8,622	56	173	56	285	8,907	0	8,193	0	17,100
3 EL TRANSITO	3,663	5	9	3,545	320	N/P	N/P	N/P	N/P	N/P	N/P	N/P	7,542	15	122	46	183	7,725	0	6,675	0	14,400
4 CIUDAD BARRIOS	2,591	35	N/P	2,978	323	2,247	N/P	N/P	N/P	N/P	N/P	N/P	8,174	7	208	59	274	8,448	0	7,302	0	15,750
5 CHIRILAGUA	2,233	22	N/P	2,913	1,299	N/P	N/P	N/P	N/P	N/P	N/P	N/P	6,467	6	146	62	214	6,681	0	8,015	0	14,696
6 SESORI	1,494	N/P	N/P	366	24	1,824	N/P	N/P	N/P	N/P	N/P	N/P	3,708	21	87	33	141	3,849	0	3,351	0	7,200
7 SAN RAFAEL ORIENTE	1,581	N/P	N/P	1,669	811	1,550	N/P	N/P	N/P	N/P	N/P	N/P	5,611	9	140	20	169	5,780	0	4,570	0	10,350
8 MONCAGUA	1,315	N/P	N/P	3,988	1,463	1,618	N/P	N/P	N/P	N/P	N/P	N/P	8,384	13	155	48	216	8,600	0	7,837	0	16,437
9 LOLOTIQUE	2,045	11	135	1,967	62	2,279	N/P	N/P	N/P	N/P	N/P	N/P	6,499	5	171	39	215	6,714	0	4,086	0	10,800
10 SAN JORGE	2,008	N/P	N/P	1,683	111	128	N/P	N/P	N/P	N/P	N/P	N/P	3,930	11	70	20	101	4,031	0	3,619	0	7,650
11 CHAPELTIQUE	908	N/P	16	1,240	290	1,345	N/P	N/P	N/P	N/P	N/P	N/P	3,799	3	106	44	153	3,952	0	4,598	0	8,550
12 SAN GERARDO	1,382	N/P	N/P	764	30	N/P	N/P	N/P	N/P	N/P	N/P	N/P	2,176	0	52	26	78	2,254	0	2,246	0	4,500
13 CAROLINA	1,130	8	N/P	1,214	9	1,088	N/P	N/P	N/P	N/P	N/P	N/P	3,449	1	65	33	99	3,548	0	2,302	0	5,850
14 QUELEPA	1,060	N/P	8	932	154	808	N/P	N/P	N/P	N/P	N/P	N/P	2,962	0	64	18	82	3,044	0	1,329	127	4,500
15 SAN LUIS DE LA REINA	486	17	N/P	942	845	100	N/P	N/P	N/P	N/P	N/P	N/P	2,390	1	32	16	49	2,439	0	1,611	0	4,050
16 NUEVO EDEN DE SAN JUAN	624	N/P	N/P	348	212	3	N/P	N/P	N/P	N/P	N/P	N/P	1,187	4	15	10	29	1,216	0	1,484	0	2,700
17 NUEVA GUADALUPE	693	N/P	N/P	848	665	1,182	N/P	N/P	N/P	N/P	N/P	N/P	3,388	1	63	14	78	3,466	0	1,934	0	5,400
18 ULUAZAPA	774	N/P	N/P	220	15	414	N/P	N/P	N/P	N/P	N/P	N/P	1,423	3	49	16	68	1,491	0	1,659	0	3,150
19 COMACARAN	896	4	7	1,119	15	49	N/P	11	N/P	N/P	N/P	N/P	2,090	7	44	19	70	2,160	0	982	0	3,142
20 SAN ANTONIO DEL MOSCO	1,375	8	N/P	1,121	161	23	N/P	N/P	N/P	N/P	N/P	N/P	2,688	5	38	19	62	2,750	0	1,300	0	4,050
<b>TOTAL DEPARTAMENTO</b>	<b>37,641</b>	<b>223</b>	<b>487</b>	<b>53,905</b>	<b>8,455</b>	<b>50,540</b>	<b>0</b>	<b>436</b>	<b>0</b>	<b>0</b>	<b>0</b>	<b>0</b>	<b>151,251</b>	<b>513</b>	<b>2,917</b>	<b>833</b>	<b>4,263</b>	<b>155,514</b>	<b>0</b>	<b>175,788</b>	<b>691</b>	<b>331,993</b>



REPUBLICA DE EL SALVADOR  
TRIBUNAL SUPREMO ELECTORAL



CONSOLIDADO DEPARTAMENTAL FINAL DE ACTAS ELECCION DE CONCEJOS MUNICIPALES 2009

Departamento: 4 LA LIBERTAD

Fecha de última actualización: 21/01/2009 15:29:41

MUNICIPIOS	OTROS VOTOS													PAPELETAS								
							PDC-FMLN	FDR-CD	PDC-FMLN-CD	FMLN-CD	FDR-PCD	FDR-PDC-CD	VOTOS VALIDOS	VOTOS IMPUG.	VOTOS NULOS	ABSTENCIONES	TOT. OTROS VOTOS	TOT. VAL Y OTROS	FALTANTES	SOBRANTES	INUTILIZADAS	TOTAL PAPELETAS
1 SANTA TECLA	20,354	514	N/P	36,241	818	999	N/P	N/P	N/P	36,755	N/P	N/P	58,926	181	343	83	607	59,533	23	43,018	26	102,600
2 QUEZALTEPEQUE	4,354	105	128	9,661	743	4,985	N/P	N/P	N/P	N/P	N/P	N/P	19,976	30	285	88	403	20,379	4	19,209	8	39,600
3 CIUDAD ARCE	6,808	57	96	7,907	2,414	960	N/P	N/P	N/P	7,964	N/P	N/P	18,242	28	239	113	380	18,622	19	20,055	4	38,700
4 SAN JUAN OPICO	9,010	45	99	7,679	1,997	561	N/P	N/P	N/P	N/P	N/P	N/P	19,391	36	268	111	415	19,806	3	27,437	4	47,250
5 COLON	13,264	138	181	11,439	3,265	1,148	N/P	N/P	N/P	11,577	N/P	N/P	29,435	59	269	123	451	29,886	10	35,347	7	65,250
6 LA LIBERTAD	5,801	58	N/P	3,197	571	4,556	N/P	N/P	7,811	N/P	N/P	N/P	14,183	29	363	93	485	14,668	5	14,573	4	29,250
7 ANTIGUO CUSCATLAN	12,533	285	N/P	5,192	246	185	N/P	N/P	N/P	5,477	N/P	N/P	18,441	5	83	21	109	18,550	5	10,240	5	28,800
8 COMASAGUA	1,790	N/P	N/P	1,804	539	99	N/P	N/P	N/P	N/P	N/P	N/P	4,232	13	72	42	127	4,359	2	3,289	0	7,650
9 SAN PABLO TACACHICO	2,943	26	23	3,603	1,449	63	N/P	N/P	N/P	N/P	N/P	N/P	8,107	11	115	58	184	8,291	1	5,655	3	13,950
10 JAYAQUE	2,420	N/P	N/P	2,163	399	63	N/P	N/P	N/P	N/P	N/P	N/P	5,045	9	77	50	136	5,181	51	3,768	0	9,000
11 HUIZUCAR	2,154	N/P	N/P	1,678	498	54	N/P	N/P	N/P	N/P	N/P	N/P	4,384	5	45	31	81	4,465	1	2,734	0	7,200
12 TEPECOYO	1,940	19	34	433	1,896	119	N/P	N/P	N/P	452	N/P	N/P	4,441	5	106	44	155	4,596	0	3,052	2	7,650
13 TEOTEPEQUE	2,098	N/P	N/P	622	309	534	1,156	N/P	N/P	N/P	N/P	N/P	3,563	13	82	70	165	3,728	2	3,470	0	7,200
14 CHILTIUPAN	2,048	N/P	N/P	1,615	196	68	N/P	N/P	N/P	N/P	N/P	N/P	3,927	4	33	32	69	3,996	0	2,301	3	6,300
15 NUEVO CUSCATLAN	2,257	109	N/P	1,327	144	149	N/P	N/P	N/P	1,436	N/P	N/P	3,986	4	31	17	52	4,038	1	2,710	1	6,750
16 TAMANIQUE	1,940	13	N/P	1,801	691	167	N/P	N/P	N/P	1,814	N/P	N/P	4,612	16	69	38	123	4,735	1	3,364	0	8,100
17 SACACOYO	2,904	77	N/P	2,080	256	115	N/P	N/P	N/P	2,157	N/P	N/P	5,432	8	62	29	99	5,531	2	3,917	0	9,450
18 SAN JOSE VILLANUEVA	1,632	81	N/P	2,075	878	165	N/P	N/P	N/P	2,156	N/P	N/P	4,831	0	72	28	100	4,931	0	3,168	1	8,100
19 ZARAGOZA	1,330	76	N/P	2,434	3,516	872	N/P	N/P	N/P	N/P	N/P	N/P	8,228	16	165	31	212	8,440	0	5,957	3	14,400
20 TALNIQUE	1,330	N/P	N/P	597	316	40	N/P	N/P	N/P	N/P	N/P	N/P	2,283	5	52	26	83	2,366	4	2,115	15	4,500
21 SAN MATIAS	521	N/P	N/P	800	1,392	69	N/P	N/P	N/P	N/P	N/P	N/P	2,782	1	62	21	84	2,866	2	2,081	1	4,950
22 JICALAPA	1,213	N/P	N/P	216	178	834	N/P	N/P	N/P	N/P	N/P	N/P	2,441	3	29	38	70	2,511	1	1,086	2	3,600



REPUBLICA DE EL SALVADOR  
TRIBUNAL SUPREMO ELECTORAL



Departamento: 4 LA LIBERTAD

Fecha de última actualización: 22/01/2009 10:32:04

MUNICIPIOS	PARTIDOS POLITICOS						OTROS VOTOS							PAPELETAS								
	PDC- FMLN	FDR- CD	PDC- FMLN- CD	FMLN- CD	FDR- PCD	FDR- PDC- CD	VOTOS VALIDOS	VOTOS IMPUG.	VOTOS NULOS	ABSTENC IONES	TOT. OTROS VOTOS	TOT. VAL Y OTROS	FALTANT ES	SOBRAN TES	INUTILIZA DAS	TOTAL PAPELETAS						
<b>TOTAL DEPARTAMENTO</b>	100,644	1,603	561	104,564	22,711	16,805	1,156	0	7,811	69,788	0	0	246,888	481	2,922	1,187	4,590	251,478	137	218,546	89	470,250



REPUBLICA DE EL SALVADOR  
TRIBUNAL SUPREMO ELECTORAL



CONSOLIDADO DEPARTAMENTAL FINAL DE ACTAS ELECCION DE CONCEJOS MUNICIPALES 2009

Departamento: 5 USULUTAN

Fecha de última actualización: 23/01/2009 16:02:45

MUNICIPIOS							PDC- FMLN	FDR- CD	PDC- FMLN- CD	FMLN- CD	FDR- PCD	FDR- PDC- CD	VOTOS VALIDOS	OTROS VOTOS			TOT. OTROS VOTOS	TOT. VAL Y OTROS	PAPELETAS			TOTAL PAPELETAS
														VOTOS IMPUG.	VOTOS NULOS	ABSTENC IONES			FALTANT ES	SOBRAN TES	INUTILIZA DAS	
1 USULUTAN	7,148	43	134	9,463	7,114	535	N/P	N/P	N/P	N/P	N/P	N/P	24,437	47	429	355	831	25,268	7	33,219	6	58,500
2 JIQUILISCO	5,937	26	123	9,521	284	115	N/P	N/P	N/P	N/P	N/P	N/P	16,006	23	286	94	403	16,409	1	15,337	3	31,750
3 BERLIN	2,152	43	165	2,589	283	1,396	N/P	N/P	N/P	N/P	N/P	N/P	6,628	7	137	38	182	6,810	3	4,884	3	11,700
4 SANTIAGO DE MARIA	1,438	N/P	89	2,507	3,228	75	N/P	N/P	N/P	N/P	N/P	N/P	7,337	8	226	36	270	7,607	1	5,791	1	13,400
5 JUCUAPA	1,574	357	44	2,193	972	1,712	N/P	N/P	N/P	N/P	N/P	N/P	6,852	14	156	51	221	7,073	1	5,523	3	12,600
6 SANTA ELENA	3,322	34	14	3,750	133	34	N/P	N/P	N/P	N/P	N/P	N/P	7,287	14	128	54	196	7,483	0	5,566	1	13,050
7 JUCUARAN	822	7	86	1,641	1,488	43	N/P	N/P	N/P	1,648	N/P	N/P	4,087	8	146	50	204	4,291	1	3,807	1	8,100
8 SAN AGUSTIN	877	N/P	N/P	877	367	71	N/P	N/P	N/P	N/P	N/P	N/P	2,192	0	19	21	40	2,232	0	1,365	3	3,600
9 OZATLAN	2,176	237	47	2,399	16	7	N/P	N/P	N/P	N/P	N/P	N/P	4,882	5	73	10	88	4,970	0	4,029	1	9,000
10 ESTANZUELAS	1,773	N/P	384	1,427	224	16	N/P	N/P	N/P	N/P	N/P	N/P	3,824	7	69	30	106	3,930	1	3,268	1	7,200
11 MERCEDES UMAÑA	2,153	N/P	553	2,056	76	8	N/P	N/P	N/P	N/P	N/P	N/P	4,846	9	52	24	85	4,931	0	4,062	7	9,000
12 ALEGRIA	979	148	78	2,172	636	27	N/P	N/P	N/P	N/P	N/P	N/P	4,040	3	68	32	103	4,143	0	3,057	0	7,200
13 CONCEPCION BATRES	1,808	N/P	N/P	1,872	53	N/P	N/P	N/P	N/P	N/P	N/P	N/P	3,733	13	68	43	124	3,857	0	5,142	1	9,000
14 SAN FRANCISCO JAVIER	1,308	N/P	N/P	1,002	21	N/P	N/P	N/P	N/P	N/P	N/P	N/P	2,331	2	43	19	64	2,395	1	1,653	1	4,050
15 PUERTO EL TRIUNFO	2,595	795	N/P	1,919	467	39	N/P	N/P	N/P	2,714	N/P	N/P	5,815	22	145	31	198	6,013	2	5,232	3	11,250
16 TECAPAN	1,545	N/P	N/P	1,700	130	53	N/P	N/P	N/P	N/P	N/P	N/P	3,428	5	44	17	66	3,494	0	1,905	1	5,400
17 SAN DIONISIO	918	N/P	N/P	503	686	N/P	N/P	N/P	N/P	N/P	N/P	N/P	2,107	1	34	23	58	2,165	0	1,885	0	4,050
18 EREGUAYQUIN	1,325	N/P	N/P	1,194	20	6	N/P	N/P	N/P	N/P	N/P	N/P	2,545	4	36	18	58	2,603	51	2,296	0	4,950
19 SANTA MARIA	595	N/P	49	689	2,063	37	N/P	N/P	N/P	N/P	N/P	N/P	3,433	16	97	21	134	3,567	12	3,621	0	7,200
20 NUEVA GRANADA	1,342	N/P	N/P	1,108	353	24	N/P	N/P	N/P	N/P	N/P	N/P	2,827	4	46	27	77	2,904	0	2,046	0	4,950
21 EL TRIUNFO	1,101	N/P	96	1,403	44	18	N/P	N/P	N/P	N/P	N/P	N/P	2,662	16	39	16	71	2,733	0	2,217	0	4,950
22 SAN BUENAVENTURA	1,063	2	7	1,187	16	150	N/P	N/P	N/P	N/P	N/P	N/P	2,425	0	40	14	54	2,479	0	1,571	0	4,050









REPUBLICA DE EL SALVADOR  
 TRIBUNAL SUPREMO ELECTORAL



CONSOLIDADO DEPARTAMENTAL FINAL DE ACTAS ELECCION DE CONCEJOS MUNICIPALES 2009

Departamento: 5 USULUTAN

Fecha de última actualización: 22/01/2009 16:55:45

MUNICIPIOS	OTROS VOTOS												PAPELETAS				TOTAL PAPELETAS					
							PDC-FMLN	FDR-CD	PDC-FMLN-CD	FMLN-CD	FDR-PCD	FDR-PDC-CD	VOTOS VALIDOS	VOTOS IMPUG.	VOTOS NULOS	ABSTENCIONES		TOT. OTROS VOTOS	TOT. VAL Y OTROS	FALTANTES	SOBRANTES	INUTILIZADAS
23 CALIFORNIA	740	N/P	N/P	414	9	3	N/P	N/P	N/P	N/P	N/P	N/P	1,166	0	15	6	21	1,187	0	613	0	1,800
<b>TOTAL DEPARTAMENTO</b>	<b>44,691</b>	<b>1,692</b>	1,869	53,586	18,683	4,369	0	0	0	4,362	0	0	<b>124,890</b>	228	2,396	1,030	3,654	<b>128,544</b>	81	118,089	36	<b>246,750</b>



REPUBLICA DE EL SALVADOR  
TRIBUNAL SUPREMO ELECTORAL



CONSOLIDADO DEPARTAMENTAL FINAL DE ACTAS ELECCION DE CONCEJOS MUNICIPALES 2009

Departamento: 6 SONSONATE

Fecha de última actualización: 21/01/2009 19:31:53

MUNICIPIOS							PDC- FMLN	FDR- CD	PDC- FMLN- CD	FMLN- CD	FDR- PCD	FDR- PDC- CD	VOTOS VALIDOS	OTROS VOTOS			TOT. OTROS VOTOS	TOT. VAL Y OTROS	PAPELETAS			TOTAL PAPELETAS
														VOTOS IMPUG.	VOTOS NULOS	ABSTENC IONES			FALTANT ES	SOBRAN TES	INUTILIZA DAS	
1 SONSONATE	13,111	490	379	12,530	732	1,310	N/P	N/P	N/P	13,020	1,689	N/P	28,552	14	431	86	531	29,083	6	32,773	238	62,100
2 IZALCO	7,723	295	N/P	8,667	3,091	2,078	N/P	N/P	N/P	8,962	N/P	N/P	21,854	55	428	135	618	22,472	18	25,652	8	48,150
3 ACAJUTLA	4,231	5,645	369	5,221	1,047	1,873	N/P	6,014	N/P	N/P	N/P	N/P	18,386	25	468	83	576	18,962	9	19,728	1	38,700
4 ARMENIA	7,668	82	N/P	3,757	529	168	N/P	N/P	N/P	N/P	N/P	N/P	12,204	8	171	89	268	12,472	4	11,820	4	24,300
5 NAHUIZALCO	4,237	214	699	7,715	4,966	150	N/P	N/P	N/P	7,929	N/P	N/P	17,981	48	437	94	579	18,560	6	12,477	7	31,050
6 JUAYUA	3,911	121	N/P	2,773	2,531	183	N/P	N/P	N/P	N/P	N/P	N/P	9,519	14	178	63	255	9,774	7	8,216	3	18,000
7 SAN JULIAN	2,354	62	N/P	3,162	1,270	513	N/P	N/P	N/P	3,224	N/P	N/P	7,361	18	108	53	179	7,540	0	4,610	0	12,150
8 SONZACATE	4,152	1,123	118	2,357	261	376	N/P	N/P	N/P	3,480	N/P	N/P	8,387	10	118	31	159	8,546	3	8,549	2	17,100
9 SAN ANTONIO DEL MONTE	1,982	1,840	179	1,840	2,169	244	N/P	N/P	N/P	3,680	N/P	N/P	8,254	19	203	48	270	8,524	2	8,124	0	16,650
10 NAHUILINGO	1,900	157	N/P	1,177	257	276	N/P	N/P	N/P	N/P	N/P	N/P	3,767	11	88	24	123	3,890	1	3,758	1	7,650
11 CUISNAHUAT	1,102	231	N/P	944	1,712	17	N/P	N/P	N/P	N/P	N/P	N/P	4,006	1	47	22	70	4,076	0	3,122	2	7,200
12 SANTA CATARINA MASAHUAT	1,072	932	105	982	496	604	N/P	N/P	N/P	N/P	N/P	N/P	4,191	2	99	38	139	4,330	0	1,969	1	6,300
13 CALUCO	1,315	19	N/P	623	1,464	113	N/P	N/P	N/P	N/P	N/P	N/P	3,534	27	105	29	161	3,695	2	1,700	3	5,400
14 SANTA ISABEL ISHUATAN	2,000	84	N/P	326	1,124	42	N/P	N/P	N/P	N/P	N/P	N/P	3,576	5	87	27	119	3,695	1	2,599	5	6,300
15 SALCOATITAN	808	98	N/P	301	558	711	N/P	N/P	N/P	N/P	N/P	N/P	2,476	1	44	13	58	2,534	0	1,514	2	4,050
16 SANTO DOMINGO DE GUZMAN	660	702	N/P	828	756	39	N/P	N/P	N/P	N/P	N/P	N/P	2,985	2	49	14	65	3,050	1	1,448	1	4,500
<b>TOTAL DEPARTAMENTO</b>	<b>58,226</b>	<b>12,095</b>	1,849	53,203	22,963	8,697	0	6,014	0	40,295	1,689	0	157,033	260	3,061	849	4,170	161,203	60	148,059	278	309,600



REPUBLICA DE EL SALVADOR  
TRIBUNAL SUPREMO ELECTORAL



CONSOLIDADO DEPARTAMENTAL FINAL DE ACTAS ELECCION DE CONCEJOS MUNICIPALES 2009

Departamento: 7 LA UNION

Fecha de última actualización: 21/01/2009 13:57:54

MUNICIPIOS							PDC-FMLN	FDR-CD	PDC-FMLN-CD	FMLN-CD	FDR-PCD	FDR-PDC-CD	VOTOS VALIDOS	OTROS VOTOS			TOT. VAL Y OTROS	PAPELETAS			TOTAL PAPELETAS	
														VOTOS IMPUG.	VOTOS NULOS	ABSTENCIONES		TOT. OTROS VOTOS	FALTANTES	SOBRANTES		INUTILIZADAS
1 LA UNION	4,257	211	N/P	4,440	708	3,047	N/P	N/P	N/P	N/P	N/P	N/P	12,663	31	418	70	519	13,182	5	17,410	3	30,600
2 SANTA ROSA DE LIMA	3,889	N/P	N/P	3,621	4,200	155	N/P	N/P	N/P	N/P	N/P	N/P	11,865	18	245	102	365	12,230	3	10,716	1	22,950
3 PASAQUINA	2,796	N/P	N/P	1,116	82	2,938	N/P	N/P	N/P	N/P	N/P	N/P	6,932	4	236	27	267	7,199	8	7,637	6	14,850
4 SAN ALEJO	2,699	N/P	N/P	752	1,905	941	N/P	N/P	N/P	N/P	N/P	N/P	6,297	26	185	52	263	6,560	7	8,716	7	15,290
5 ANAMOROS	2,541	N/P	N/P	2,358	970	N/P	N/P	N/P	N/P	N/P	N/P	N/P	5,869	18	112	89	219	6,088	7	6,054	1	12,150
6 EL CARMEN	1,856	N/P	N/P	575	1,852	474	N/P	N/P	N/P	N/P	N/P	N/P	4,757	0	143	47	190	4,947	1	4,952	0	9,900
7 CONCHAGUA	4,221	N/P	N/P	2,602	3,338	330	N/P	N/P	N/P	N/P	N/P	N/P	10,491	18	362	115	495	10,986	4	13,310	0	24,300
8 EL SAUCE	1,210	N/P	N/P	468	1,447	43	N/P	N/P	N/P	N/P	N/P	N/P	3,168	0	110	29	139	3,307	4	2,976	13	6,300
9 LISLIQUE	2,027	N/P	N/P	395	650	N/P	N/P	N/P	N/P	N/P	N/P	N/P	3,072	21	159	63	243	3,315	1	4,783	1	8,100
10 YUCAIQUIN	1,622	N/P	N/P	1,072	230	30	N/P	N/P	N/P	N/P	N/P	N/P	2,954	1	43	22	66	3,020	4	3,275	2	6,301
11 NUEVA ESPARTA	1,445	N/P	N/P	298	1,807	219	N/P	N/P	N/P	N/P	N/P	N/P	3,769	5	124	62	191	3,960	3	4,137	0	8,100
12 POLOROS	1,471	N/P	N/P	338	688	218	N/P	N/P	N/P	N/P	N/P	N/P	2,715	10	101	51	162	2,877	7	4,315	1	7,200
13 BOLIVAR	1,188	N/P	N/P	125	1,027	15	N/P	N/P	N/P	N/P	N/P	N/P	2,355	0	39	8	47	2,402	0	1,647	1	4,050
14 CONCEPCION DE ORIENTE	854	N/P	N/P	947	1,080	334	N/P	N/P	N/P	N/P	N/P	N/P	3,215	2	143	85	230	3,445	1	4,198	6	7,650
15 INTIPUCA	791	N/P	N/P	493	969	268	N/P	N/P	N/P	N/P	N/P	N/P	2,521	0	73	27	100	2,621	1	3,227	1	5,850
16 SAN JOSE LAS FUENTES	696	N/P	N/P	65	134	399	N/P	N/P	N/P	N/P	N/P	N/P	1,294	3	30	7	40	1,334	0	1,366	0	2,700
17 YAYANTIQUE	1,185	N/P	N/P	342	631	204	N/P	N/P	N/P	N/P	N/P	N/P	2,362	3	49	25	77	2,439	0	2,061	0	4,500
18 MEANGUERA DEL GOLFO	601	N/P	N/P	39	445	19	N/P	N/P	N/P	N/P	N/P	N/P	1,104	0	28	23	51	1,155	0	1,545	0	2,700
<b>TOTAL DEPARTAMENTO</b>	<b>35,349</b>	<b>211</b>	<b>0</b>	<b>20,046</b>	<b>22,163</b>	<b>9,634</b>	<b>0</b>	<b>0</b>	<b>0</b>	<b>0</b>	<b>0</b>	<b>0</b>	<b>87,403</b>	<b>160</b>	<b>2,600</b>	<b>904</b>	<b>3,664</b>	<b>91,067</b>	<b>56</b>	<b>102,325</b>	<b>43</b>	<b>193,491</b>



REPUBLICA DE EL SALVADOR  
TRIBUNAL SUPREMO ELECTORAL



CONSOLIDADO DEPARTAMENTAL FINAL DE ACTAS ELECCION DE CONCEJOS MUNICIPALES 2009

Departamento: 8 LA PAZ

Fecha de última actualización: 21/01/2009 12:04:43

MUNICIPIOS		CD	FOR	FMLN	PCN	PDC	PDC-FMLN	FDR-CD	PDC-FMLN-CD	FMLN-CD	FDR-PCD	FDR-PDC-CD	VOTOS VALIDOS	OTROS VOTOS			TOT. OTROS VOTOS	TOT. VAL Y OTROS	PAPELETAS			TOTAL PAPELETAS
														VOTOS IMPUG.	VOTOS NULOS	ABSTENCIONES			FALTANTES	SOBRANTES	INUTILIZADAS	
1	ZACATECOLUCA	11,366	N/P	N/P	13,240	408	1,428	N/P	N/P	N/P	N/P	N/P	26,442	45	283	122	450	26,892	4	21,493	211	48,600
2	SANTIAGO NONUALCO	2,915	N/P	N/P	4,306	5,230	509	N/P	N/P	N/P	N/P	N/P	12,960	14	258	70	342	13,302	7	11,889	2	25,200
3	SAN JUAN NONUALCO	1,419	388	N/P	1,351	1,919	1,602	N/P	N/P	N/P	N/P	N/P	6,679	13	156	21	190	6,869	4	5,725	2	12,600
4	SAN PEDRO MASAHUAT	2,681	N/P	N/P	5,209	90	502	N/P	N/P	N/P	N/P	N/P	8,482	21	100	67	188	8,670	2	8,877	1	17,550
5	OLOCUILTA	3,441	N/P	N/P	3,434	3,391	248	N/P	N/P	N/P	N/P	N/P	10,514	0	97	66	163	10,677	8	7,309	6	18,000
6	SAN PEDRO NONUALCO	1,156	1,325	N/P	355	818	202	N/P	N/P	N/P	N/P	N/P	3,856	4	47	19	70	3,926	1	2,372	1	6,300
7	SAN FRANCISCO CHINAMECA	1,051	N/P	N/P	546	674	586	N/P	N/P	N/P	N/P	N/P	2,857	1	52	17	70	2,927	0	1,573	0	4,500
8	SAN JUAN TALPA	363	190	N/P	354	1,318	1,193	N/P	N/P	N/P	N/P	N/P	3,418	3	65	11	79	3,497	0	1,897	6	5,400
9	EL ROSARIO	2,390	N/P	N/P	1,030	2,367	165	N/P	N/P	N/P	N/P	N/P	5,952	10	84	42	136	6,088	1	4,257	4	10,350
10	SAN RAFAEL OBRAJUELO	626	N/P	N/P	700	2,367	161	N/P	N/P	N/P	N/P	N/P	3,854	2	100	36	138	3,992	0	3,208	0	7,200
11	SANTA MARIA OSTUMA	1,311	N/P	N/P	209	900	145	N/P	N/P	N/P	N/P	N/P	2,565	2	41	9	52	2,617	1	1,432	0	4,050
12	SAN LUIS TALPA	2,910	N/P	N/P	3,619	608	634	N/P	N/P	N/P	N/P	N/P	7,771	8	87	38	133	7,904	13	6,029	4	13,950
13	SAN ANTONIO MASAHUAT	818	502	50	490	212	60	N/P	N/P	N/P	N/P	N/P	2,132	0	19	5	24	2,156	0	993	1	3,150
14	SAN MIGUEL TEPEZONTES	1,063	N/P	30	364	976	N/P	N/P	N/P	N/P	N/P	N/P	2,433	0	59	10	69	2,502	4	1,094	0	3,600
15	SAN JUAN TEPEZONTES	839	N/P	N/P	260	563	33	N/P	N/P	N/P	N/P	N/P	1,695	3	20	9	32	1,727	1	970	2	2,700
16	TAPALHUACA	494	N/P	N/P	766	671	8	N/P	N/P	N/P	N/P	N/P	1,939	4	23	10	37	1,976	0	724	0	2,700
17	CUYULTITAN	386	564	70	472	926	50	N/P	N/P	N/P	N/P	N/P	2,468	0	28	10	38	2,506	2	1,541	1	4,050
18	PARAISO DE OSORIO	711	N/P	N/P	67	588	N/P	N/P	N/P	N/P	N/P	N/P	1,366	6	20	13	39	1,405	5	840	0	2,250
19	SAN EMIGDIO	473	N/P	N/P	257	315	180	N/P	N/P	N/P	N/P	N/P	1,225	0	33	12	45	1,270	0	530	0	1,800
20	JERUSALEN	645	N/P	N/P	723	11	N/P	N/P	N/P	N/P	N/P	N/P	1,379	0	7	7	14	1,393	1	406	0	1,800
21	MERCEDES LA CEIBA	603	N/P	N/P	106	N/P	N/P	N/P	N/P	N/P	N/P	N/P	709	0	5	6	11	720	0	180	0	900
22	SAN LUIS LA HERRADURA	1,705	N/P	N/P	2,602	2,828	1,097	N/P	N/P	N/P	N/P	N/P	8,232	7	171	51	229	8,461	2	5,027	10	13,500



REPUBLICA DE EL SALVADOR  
TRIBUNAL SUPREMO ELECTORAL



Departamento: 8 LA PAZ

Fecha de última actualización: 23/01/2009 21:27:33

MUNICIPIOS	PARTIDOS						PDC- FMLN	FDR- CD	PDC- FMLN- CD	FMLN- CD	FDR- PCD	FDR- PDC- CD	VOTOS VALIDOS	OTROS VOTOS			PAPELETAS					
	CD	FDR	fmfn	PCN	PDC	VOTOS IMPUG.								VOTOS NULOS	ABSTENC IONES	TOT. OTROS VOTOS	TOT. VAL Y OTROS	FALTANT ES	SOBRAN TES	INUTILIZA DAS	TOTAL PAPELETAS	
<b>TOTAL DEPARTAMENTO</b>	<b>39,366</b>	<b>2,969</b>	150	40,460	27,180	8,803	0	0	0	0	0	0	<b>118,928</b>	143	1,755	651	2,549	<b>121,477</b>	56	88,366	251	<b>210,150</b>



REPUBLICA DE EL SALVADOR  
TRIBUNAL SUPREMO ELECTORAL



CONSOLIDADO DEPARTAMENTAL FINAL DE ACTAS ELECCION DE CONCEJOS MUNICIPALES 2009

Departamento: 9 CHALATENANGO

Fecha de última actualización: 21/01/2009 12:00:00

MUNICIPIOS							PDC- FMLN	FDR- CD	PDC- FMLN- CD	FMLN- CD	FDR- PCD	FDR- PDC- CD	VOTOS VALIDOS	OTROS VOTOS			TOT. OTROS VOTOS	TOT. VAL Y OTROS	PAPELETAS			TOTAL PAPELETAS
														VOTOS IMPUG.	VOTOS NULOS	ABSTENC IONES			FALTANT ES	SOBRAN TES	INUTILIZA DAS	
1 CHALATENANGO	5,556	34	N/P	5,521	1,682	678	N/P	N/P	N/P	N/P	N/P	N/P	13,471	21	151	248	420	13,891	2	9,952	5	23,850
2 NUEVA CONCEPCION	4,395	N/P	N/P	4,474	254	912	N/P	N/P	N/P	N/P	N/P	N/P	10,035	14	215	67	296	10,331	2	11,714	3	22,050
3 LA PALMA	2,532	N/P	N/P	2,069	83	214	N/P	N/P	N/P	N/P	N/P	N/P	4,898	12	121	52	185	5,083	2	3,910	5	9,000
4 TEJUTLA	1,430	N/P	80	1,119	1,502	1,183	N/P	N/P	N/P	N/P	N/P	N/P	5,314	11	112	36	159	5,473	3	4,874	0	10,350
5 LA REINA	1,302	N/P	N/P	1,051	364	439	N/P	N/P	N/P	N/P	N/P	N/P	3,156	14	68	29	111	3,267	1	3,482	0	6,750
6 ARCATAO	457	N/P	N/P	755	5	N/P	N/P	N/P	N/P	N/P	N/P	N/P	1,217	1	17	20	38	1,255	0	995	0	2,250
7 SAN IGNACIO	1,689	N/P	N/P	1,892	46	N/P	N/P	N/P	N/P	N/P	N/P	N/P	3,627	6	43	30	79	3,706	1	2,587	6	6,300
8 DULCE NOMBRE DE MARIA	709	N/P	N/P	142	1,063	457	N/P	N/P	N/P	N/P	N/P	N/P	2,371	13	57	14	84	2,455	1	1,594	0	4,050
9 CITALA	1,258	N/P	N/P	69	1,016	N/P	N/P	N/P	N/P	N/P	N/P	N/P	2,343	3	58	27	88	2,431	1	1,617	1	4,050
10 AGUA CALIENTE	1,479	N/P	N/P	644	252	677	N/P	N/P	N/P	N/P	N/P	N/P	3,052	14	64	42	120	3,172	0	3,128	0	6,300
11 CONCEPCION QUEZALTEPEQUE	1,307	N/P	N/P	1,306	195	244	N/P	N/P	N/P	N/P	N/P	N/P	3,052	0	63	12	75	3,127	1	1,820	2	4,950
12 NUEVA TRINIDAD	156	N/P	N/P	642	6	44	N/P	N/P	N/P	N/P	N/P	N/P	848	0	8	28	36	884	0	466	0	1,350
13 LAS VUELTAS	190	N/P	N/P	625	5	N/P	N/P	N/P	N/P	N/P	N/P	N/P	820	0	7	8	15	835	0	513	2	1,350
14 COMALAPA	1,039	N/P	N/P	515	209	N/P	N/P	N/P	N/P	N/P	N/P	N/P	1,763	6	33	11	50	1,813	1	1,333	3	3,150
15 SAN RAFAEL	711	N/P	N/P	221	76	1,101	N/P	N/P	N/P	N/P	N/P	N/P	2,109	4	53	8	65	2,174	1	1,424	1	3,600
16 LAS FLORES	6	N/P	N/P	734	3	N/P	N/P	N/P	N/P	N/P	N/P	N/P	743	3	3	13	19	762	0	588	0	1,350
17 OJOS DE AGUA	881	N/P	N/P	612	46	31	N/P	N/P	N/P	N/P	N/P	N/P	1,570	9	16	20	45	1,615	0	1,085	0	2,700
18 NOMBRE DE JESUS	564	N/P	N/P	1,197	4	N/P	N/P	N/P	N/P	N/P	N/P	N/P	1,765	5	19	9	33	1,798	0	1,349	3	3,150
19 POTONICO	467	N/P	N/P	584	6	16	N/P	N/P	N/P	N/P	N/P	N/P	1,073	0	8	3	11	1,084	0	266	0	1,350
20 SAN FRANCISCO MORAZAN	467	N/P	N/P	441	419	26	N/P	N/P	N/P	N/P	N/P	N/P	1,353	0	44	8	52	1,405	0	842	3	2,250
21 SANTA RITA	1,182	N/P	N/P	307	150	359	N/P	N/P	N/P	N/P	N/P	N/P	1,998	6	32	15	53	2,051	0	1,549	0	3,600
22 LA LAGUNA	1,022	N/P	N/P	662	88	N/P	N/P	N/P	N/P	N/P	N/P	N/P	1,772	1	41	20	62	1,834	3	1,311	2	3,150



REPUBLICA DE EL SALVADOR  
TRIBUNAL SUPREMO ELECTORAL



CONSOLIDADO DEPARTAMENTAL FINAL DE ACTAS ELECCION DE CONCEJOS MUNICIPALES 2009

Departamento: 9 CHALATENANGO

Fecha de última actualización: 22/01/2009 09:06:04

MUNICIPIOS	PDC-FMLN	FDR-CD	PDC-FMLN-CD	FMLN-CD	FDR-PCD	FDR-PDC-CD	VOTOS VALIDOS	OTROS VOTOS				PAPELETAS				
								VOTOS IMPUG.	VOTOS NULOS	ABSTENCIONES	TOT. OTROS VOTOS	TOT. VAL Y OTROS	FALTANTES	SOBRANTES	INUTILIZADAS	TOTAL PAPELETAS
23 SAN ISIDRO LABRADOR	31	N/P	N/P	222	1	N/P	254	0	3	2	5	259	0	191	0	450
24 SAN ANTONIO DE LA CRUZ	356	N/P	N/P	415	2	N/P	773	1	20	4	25	798	1	551	0	1,350
25 EL PARAISO	1,360	N/P	48	793	1,919	189	4,309	10	84	24	118	4,427	0	3,223	0	7,650
26 SAN MIGUEL DE MERCEDES	359	N/P	N/P	71	737	15	1,182	0	33	7	40	1,222	0	578	0	1,800
27 SAN LUIS DEL CARMEN	222	N/P	N/P	322	51	27	622	2	8	8	18	640	0	260	0	900
28 SAN JOSE CANCASQUE	418	N/P	N/P	385	13	N/P	816	0	4	7	11	827	1	522	0	1,350
29 SAN ANTONIO LOS RANCHOS	36	N/P	N/P	422	3	N/P	461	0	10	8	18	479	1	420	0	900
30 EL CARRIZAL	612	N/P	N/P	749	3	10	1,374	3	29	11	43	1,417	0	833	0	2,250
31 SAN FERNANDO	573	N/P	N/P	418	10	14	1,015	6	25	10	41	1,056	0	744	0	1,800
32 AZACUALPA	267	N/P	N/P	354	48	93	762	4	10	2	16	778	0	572	0	1,350
33 SAN FRANCISCO LEMPA	252	N/P	N/P	279	19	0	550	3	11	2	16	566	0	334	0	900
<b>TOTAL DEPARTAMENTO</b>	<b>33,285</b>	<b>34</b>	128	30,012	10,280	6,729	<b>80,468</b>	172	1,470	805	2,447	<b>82,915</b>	22	64,627	36	<b>147,600</b>



REPUBLICA DE EL SALVADOR  
TRIBUNAL SUPREMO ELECTORAL



CONSOLIDADO DEPARTAMENTAL FINAL DE ACTAS ELECCION DE CONCEJOS MUNICIPALES 2009

Departamento: 10 CUSCATLAN

Fecha de última actualización: 21/01/2009 17:36:14

MUNICIPIOS							PDC- FMLN	FDR- CD	PDC- FMLN- CD	FMLN- CD	FDR- PCD	FDR- PDC- CD	VOTOS VALIDOS	OTROS VOTOS			TOT. OTROS VOTOS	TOT. VAL Y OTROS	PAPELETAS			TOTAL PAPELETAS
														VOTOS IMPUG.	VOTOS NULOS	ABSTENC IONES			FALTANT ES	SOBRAN TES	INUTILIZA DAS	
1 COJUTEPEQUE	10,395	91	N/P	8,751	3,229	305	N/P	N/P	N/P	8,842	N/P	N/P	22,771	22	209	87	318	23,089	8	16,686	1,163	40,946
2 SUCHITOTO	2,257	N/P	N/P	6,342	618	78	N/P	N/P	N/P	N/P	N/P	N/P	9,295	2	127	66	195	9,490	0	5,496	1,664	16,650
3 SAN PEDRO PERULAPAN	6,370	N/P	64	7,249	4,329	163	N/P	N/P	N/P	N/P	N/P	N/P	18,175	36	330	158	524	18,699	2	11,154	276	30,131
4 SAN JOSE GUAYABAL	1,645	N/P	N/P	1,387	749	101	N/P	N/P	N/P	N/P	N/P	N/P	3,882	5	46	30	81	3,963	0	2,787	0	6,750
5 TENANCINGO	1,144	N/P	N/P	1,100	536	29	N/P	N/P	N/P	N/P	N/P	N/P	2,809	8	50	22	80	2,889	0	1,610	1	4,500
6 SAN RAFAEL CEDROS	2,923	18	N/P	3,266	415	88	N/P	N/P	N/P	N/P	N/P	N/P	6,710	11	87	33	131	6,841	1	4,769	538	12,149
7 CANDELARIA	1,150	N/P	N/P	599	2,663	7	N/P	N/P	N/P	N/P	N/P	N/P	4,419	5	59	38	102	4,521	0	2,870	259	7,650
8 EL CARMEN	2,673	31	N/P	1,975	487	63	N/P	N/P	N/P	N/P	N/P	N/P	5,229	10	71	43	124	5,353	0	3,645	2	9,000
9 MONTE SAN JUAN	1,586	N/P	N/P	338	1,006	1,216	N/P	N/P	N/P	N/P	N/P	N/P	4,146	3	65	31	99	4,245	1	2,504	0	6,750
10 SAN CRISTOBAL	1,661	18	N/P	781	1,229	27	N/P	N/P	N/P	N/P	N/P	N/P	3,716	9	36	34	79	3,795	0	1,982	523	6,300
11 SANTA CRUZ MICHAPA	1,813	N/P	N/P	1,581	1,312	33	N/P	N/P	N/P	N/P	N/P	N/P	4,739	2	65	32	99	4,838	0	2,812	0	7,650
12 SAN BARTOLOME PERULAPAN	1,728	109	N/P	1,662	354	22	N/P	N/P	N/P	N/P	N/P	N/P	3,875	0	34	14	48	3,923	6	1,983	388	6,300
13 SAN RAMON	1,171	41	N/P	1,069	467	43	N/P	N/P	N/P	1,110	N/P	N/P	2,791	1	23	24	48	2,839	1	1,350	310	4,500
14 EL ROSARIO	867	N/P	N/P	378	433	117	N/P	N/P	N/P	N/P	N/P	N/P	1,795	4	28	14	46	1,841	1	1,757	1	3,600
15 ORATORIO DE CONCEPCION	626	N/P	N/P	360	653	10	N/P	N/P	N/P	N/P	N/P	N/P	1,649	11	21	16	48	1,697	0	1,002	1	2,700
16 SANTA CRUZ ANALQUITO	439	N/P	N/P	85	744	14	N/P	N/P	N/P	N/P	N/P	N/P	1,282	6	19	4	29	1,311	0	803	134	2,248
<b>TOTAL DEPARTAMENTO</b>	<b>38,448</b>	<b>308</b>	64	36,923	19,224	2,316	0	0	0	9,952	0	0	<b>97,283</b>	135	1,270	646	2,051	<b>99,334</b>	20	63,210	5,260	<b>167,824</b>



REPUBLICA DE EL SALVADOR  
TRIBUNAL SUPREMO ELECTORAL



CONSOLIDADO DEPARTAMENTAL FINAL DE ACTAS ELECCION DE CONCEJOS MUNICIPALES 2009

Departamento: 11 AHUACHAPAN

Fecha de última actualización: 21/01/2009 14:39:54

MUNICIPIOS														OTROS VOTOS			PAPELETAS					
							PDC-FMLN	FDR-CD	PDC-FMLN-CD	FMLN-CD	FDR-PCD	FDR-PDC-CD	VOTOS VALIDOS	VOTOS IMPUG.	VOTOS NULOS	ABSTENCIONES	TOT. OTROS VOTOS	TOT. VAL Y OTROS	FALTANTES	SOBRANTES	INUTILIZADAS	TOTAL PAPELETAS
1 AHUACHAPAN	17,753	244	N/P	12,396	5,925	3,161	N/P	N/P	N/P	N/P	N/P	N/P	39,479	84	686	260	1,030	40,509	18	36,412	11	76,950
2 ATIQUIZAYA	5,877	48	N/P	5,167	1,392	236	N/P	N/P	N/P	N/P	N/P	N/P	12,720	15	216	86	317	13,037	6	11,694	13	24,750
3 SAN FRANCISCO MENENDEZ	5,109	N/P	N/P	2,602	328	6,374	N/P	N/P	N/P	N/P	N/P	N/P	14,413	53	334	108	495	14,908	29	13,855	8	28,800
4 TACUBA	3,589	18	N/P	3,494	2,225	481	N/P	N/P	N/P	N/P	N/P	N/P	9,807	18	194	113	325	10,132	1	7,412	5	17,550
5 CONCEPCION DE ATACO	2,798	N/P	112	2,218	147	178	N/P	N/P	N/P	N/P	N/P	N/P	5,453	5	81	63	149	5,602	1	3,397	0	9,000
6 JUJUTLA	3,446	N/P	N/P	1,579	908	1,837	N/P	N/P	N/P	N/P	N/P	N/P	7,770	23	221	51	295	8,065	5	9,480	0	17,550
7 GUAYMANGO	3,383	N/P	N/P	3,543	599	984	N/P	N/P	N/P	N/P	N/P	N/P	8,509	7	89	71	167	8,676	1	3,022	1	11,700
8 APANECA	1,710	666	N/P	704	614	N/P	N/P	N/P	N/P	N/P	N/P	N/P	3,694	12	95	28	135	3,829	0	2,920	1	6,750
9 SAN PEDRO PUXTLA	1,371	12	N/P	1,375	603	480	N/P	N/P	N/P	1,387	N/P	N/P	3,841	2	56	30	88	3,929	0	1,921	0	5,850
10 SAN LORENZO	1,461	8	N/P	1,935	830	25	N/P	N/P	N/P	N/P	N/P	N/P	4,259	1	58	32	91	4,350	6	1,943	1	6,300
11 TURIN	2,602	7	N/P	660	677	75	N/P	N/P	N/P	667	N/P	N/P	4,021	6	94	24	124	4,145	0	3,051	4	7,200
12 EL REFUGIO	1,569	N/P	N/P	641	1,497	151	N/P	N/P	N/P	N/P	N/P	N/P	3,858	2	61	20	83	3,941	2	2,807	1	6,751
<b>TOTAL DEPARTAMENTO</b>	<b>50,668</b>	<b>1,003</b>	112	36,314	15,745	13,982	0	0	0	2,054	0	0	117,824	228	2,185	886	3,299	121,123	69	97,914	45	219,151



REPUBLICA DE EL SALVADOR  
TRIBUNAL SUPREMO ELECTORAL



CONSOLIDADO DEPARTAMENTAL FINAL DE ACTAS ELECCION DE CONCEJOS MUNICIPALES 2009

Departamento: 12 MORAZAN

Fecha de última actualización: 21/01/2009 14:01:35

MUNICIPIOS		CD	FOR	FMLN	PCN	PDC	PDC-FMLN	FDR-CD	PDC-FMLN-CD	FMLN-CD	FDR-PCD	FDR-PDC-CD	VOTOS VALIDOS	OTROS VOTOS			TOT. OTROS VOTOS	TOT. VAL Y OTROS	PAPELETAS			TOTAL PAPELETAS
														VOTOS IMPUG.	VOTOS NULOS	ABSTENCIONES			FALTANTES	SOBRANTES	INUTILIZADAS	
1	SAN FRANCISCO GOTERA	1,076	N/P	N/P	2,139	362	4,361	N/P	N/P	N/P	N/P	N/P	7,938	13	204	28	245	8,183	0	8,909	8	17,100
2	JOCORO	2,268	N/P	N/P	2,610	373	53	N/P	N/P	N/P	N/P	N/P	5,304	3	74	21	98	5,402	7	4,015	26	9,450
3	CORINTO	2,403	N/P	N/P	1,084	68	934	N/P	N/P	N/P	N/P	N/P	4,489	19	167	75	261	4,750	2	6,042	6	10,800
4	SOCIEDAD	1,065	117	N/P	1,136	587	1,119	N/P	N/P	N/P	N/P	N/P	4,024	8	159	39	206	4,230	0	4,315	5	8,550
5	CACAOPELA	2,109	N/P	N/P	2,273	247	N/P	N/P	N/P	N/P	N/P	N/P	4,629	23	124	43	190	4,819	0	2,381	0	7,200
6	GUATAJIAGUA	1,763	10	N/P	1,831	12	379	N/P	N/P	N/P	N/P	N/P	3,995	9	73	38	120	4,115	0	3,534	1	7,650
7	EL DIVISADERO	1,441	N/P	N/P	2,187	119	N/P	N/P	N/P	N/P	N/P	N/P	3,747	1	60	34	95	3,842	0	2,458	0	6,300
8	JOCOAITIQUE	853	1	107	887	33	80	N/P	N/P	N/P	N/P	N/P	1,961	1	27	6	34	1,995	0	703	2	2,700
9	OSICALA	1,837	N/P	N/P	277	1,455	383	N/P	N/P	N/P	N/P	N/P	3,952	4	103	33	140	4,092	0	2,205	3	6,300
10	CHILANGA	1,732	N/P	N/P	780	1,110	66	N/P	N/P	N/P	N/P	N/P	3,688	25	71	39	135	3,823	8	2,917	2	6,750
11	MEANGUERA	1,083	N/P	N/P	1,732	10	25	N/P	N/P	N/P	N/P	N/P	2,850	0	34	22	56	2,906	1	1,593	0	4,500
12	TOROLA	725	N/P	N/P	792	6	N/P	N/P	N/P	N/P	N/P	N/P	1,523	7	14	9	30	1,553	0	694	3	2,250
13	SAN SIMON	1,312	N/P	N/P	1,328	732	392	N/P	N/P	N/P	N/P	N/P	3,764	6	84	31	121	3,885	0	1,963	2	5,850
14	DELICIAS DE CONCEPCION	830	5	N/P	144	628	472	N/P	N/P	N/P	N/P	N/P	2,079	26	52	15	93	2,172	1	1,872	0	4,045
15	JOATECA	835	N/P	N/P	164	387	261	N/P	N/P	N/P	N/P	N/P	1,647	4	51	24	79	1,726	0	1,424	0	3,150
16	ARAMBALA	618	N/P	291	516	8	230	N/P	N/P	N/P	N/P	N/P	1,663	0	40	18	58	1,721	0	979	0	2,700
17	LOLOTIQUILLO	1,060	N/P	N/P	477	18	366	N/P	N/P	N/P	N/P	N/P	1,921	5	51	14	70	1,991	1	1,607	1	3,600
18	YAMABAL	749	N/P	N/P	537	128	N/P	N/P	N/P	N/P	N/P	N/P	1,414	0	28	28	56	1,470	0	1,678	2	3,150
19	YOLOAIQUIN	1,030	N/P	N/P	322	429	N/P	N/P	N/P	N/P	N/P	N/P	1,781	2	45	18	65	1,846	3	1,300	1	3,150
20	SAN CARLOS	962	N/P	N/P	242	642	N/P	N/P	N/P	N/P	N/P	N/P	1,846	4	28	26	58	1,904	1	1,244	1	3,150
21	EL ROSARIO	322	N/P	N/P	236	79	258	N/P	N/P	N/P	N/P	N/P	895	0	5	9	14	909	1	436	4	1,350
22	PERQUIN	784	N/P	N/P	850	44	268	N/P	N/P	N/P	N/P	N/P	1,946	2	28	17	47	1,993	0	1,157	0	3,150



REPUBLICA DE EL SALVADOR  
TRIBUNAL SUPREMO ELECTORAL



CONSOLIDADO DEPARTAMENTAL FINAL DE ACTAS ELECCION DE CONCEJOS MUNICIPALES 2009

Departamento: 12 MORAZAN

Fecha de última actualización: 22/01/2009 16:28:09

MUNICIPIOS		CD	FOR	FMLN	PCN	PDC	PDC-FMLN	FDR-CD	PDC-FMLN-CD	FMLN-CD	FDR-PCD	FDR-PDC-CD	VOTOS VALIDOS	OTROS VOTOS			PAPELETAS					
														VOTOS IMPUG.	VOTOS NULOS	ABSTENCIONES	TOT. OTROS VOTOS	TOT. VAL Y OTROS	FALTANTES	SOBRANTES	INUTILIZADAS	TOTAL PAPELETAS
23	SENSEMBRA	559	14	N/P	383	12	259	N/P	N/P	N/P	N/P	N/P	1,227	0	22	6	28	1,255	2	989	4	2,250
24	GUALOCOCTI	891	N/P	N/P	161	130	527	N/P	N/P	N/P	N/P	N/P	1,709	0	47	16	63	1,772	4	924	0	2,700
25	SAN FERNANDO	348	N/P	N/P	449	131	N/P	N/P	N/P	N/P	N/P	N/P	928	0	18	11	29	957	0	393	0	1,350
26	SAN ISIDRO	246	N/P	N/P	456	237	411	N/P	N/P	N/P	N/P	N/P	1,350	0	23	11	34	1,384	0	416	0	1,800
<b>TOTAL DEPARTAMENTO</b>		<b>28,901</b>	<b>147</b>	398	23,993	7,987	10,844	0	0	0	0	0	<b>72,270</b>	162	1,632	631	2,425	<b>74,695</b>	31	56,148	71	<b>130,945</b>



REPUBLICA DE EL SALVADOR  
TRIBUNAL SUPREMO ELECTORAL



CONSOLIDADO DEPARTAMENTAL FINAL DE ACTAS ELECCION DE CONCEJOS MUNICIPALES 2009

Departamento: 13 SAN VICENTE

Fecha de última actualización: 21/01/2009 12:00:42

MUNICIPIOS														OTROS VOTOS			PAPELETAS					
							PDC-FMLN	FDR-CD	PDC-FMLN-CD	FMLN-CD	FDR-PCD	FDR-PDC-CD	VOTOS VALIDOS	VOTOS IMPUG.	VOTOS NULOS	ABSTENCIONES	TOT. OTROS VOTOS	TOT. VAL Y OTROS	FALTANTES	SOBRANTES	INUTILIZADAS	TOTAL PAPELETAS
1 SAN VICENTE	8,106	212	N/P	5,961	1,938	2,960	N/P	N/P	N/P	N/P	N/P	N/P	19,177	39	316	102	457	19,634	5	18,597	9	38,245
2 TECOLUCA	2,981	49	582	4,594	214	67	N/P	N/P	N/P	N/P	N/P	N/P	698	18	140	68	226	8,713	3	6,583	1	15,300
3 SAN SEBASTIAN	2,322	6	N/P	2,596	430	548	N/P	N/P	N/P	N/P	N/P	N/P	5,902	3	78	30	111	6,013	0	4,335	2	10,350
4 APASTEPEQUE	3,351	12	N/P	2,810	738	96	N/P	N/P	N/P	N/P	N/P	N/P	7,007	20	156	68	244	7,251	3	6,245	1	13,500
5 SAN ESTEBAN CATARINA	913	N/P	N/P	1,214	26	11	N/P	N/P	N/P	N/P	N/P	N/P	2,164	4	31	33	68	2,232	1	1,367	0	3,600
6 SAN ILDEFONSO	138	16	N/P	1,074	1,402	937	N/P	N/P	N/P	N/P	N/P	N/P	3,567	1	89	36	126	3,693	12	2,144	0	5,849
7 SANTA CLARA	1,030	N/P	N/P	1,055	30	11	N/P	N/P	N/P	N/P	N/P	N/P	2,126	1	46	31	78	2,204	0	1,395	1	3,600
8 SAN LORENZO	1,325	N/P	N/P	948	246	78	N/P	N/P	N/P	N/P	N/P	N/P	2,597	2	42	19	63	2,660	0	1,838	2	4,500
9 VERAPAZ	864	2	6	937	933	36	N/P	N/P	N/P	N/P	N/P	N/P	2,778	0	49	25	74	2,852	0	2,098	0	4,950
10 GUADALUPE	561	N/P	5	697	962	38	N/P	N/P	N/P	N/P	N/P	N/P	2,263	4	36	18	58	2,321	1	1,278	0	3,600
11 SANTO DOMINGO	908	N/P	N/P	903	1,088	46	N/P	N/P	N/P	N/P	N/P	N/P	2,945	7	46	32	85	3,030	1	1,917	2	4,950
12 SAN CAYETANO ISTEPEQUE	1,317	1	2	1,312	39	2	N/P	N/P	N/P	N/P	N/P	N/P	2,673	0	26	20	46	2,719	3	1,318	10	4,050
13 TEPETITAN	827	2	N/P	691	271	16	N/P	N/P	N/P	N/P	N/P	N/P	1,807	1	30	9	40	1,847	1	851	1	2,700
<b>TOTAL DEPARTAMENTO</b>	<b>24,643</b>	<b>300</b>	595	24,792	8,317	4,846	0	0	0	0	0	698	<b>63,493</b>	100	1,085	491	1,676	<b>65,169</b>	30	49,966	29	<b>115,194</b>



REPUBLICA DE EL SALVADOR  
TRIBUNAL SUPREMO ELECTORAL



CONSOLIDADO DEPARTAMENTAL FINAL DE ACTAS ELECCION DE CONCEJOS MUNICIPALES 2009

Departamento: 14 CABAÑAS

Fecha de última actualización: 21/01/2009 11:35:40

MUNICIPIOS	PDC- FMLN	FDR- CD	PDC- FMLN- CD	FMLN- CD	FDR- PCD	FDR- PDC- CD	VOTOS VALIDOS	VOTOS IMPUG.	VOTOS NULOS	ABSTENC IONES	OTROS VOTOS		PAPELETAS								
											TOT. OTROS VOTOS	TOT. VAL Y OTROS	FALTANT ES	SOBRAN TES	INUTILIZA DAS	TOTAL PAPELETAS					
1 SENSUNTEPEQUE	8,164	N/P	N/P	4,652	380	160	N/P	N/P	N/P	N/P	N/P	13,356	46	162	148	356	13,712	7	17,778	3	31,500
2 ILOBASCO	11,993	66	N/P	6,498	1,806	185	N/P	N/P	N/P	N/P	N/P	20,548	54	431	290	775	21,323	19	22,745	13	44,100
3 VICTORIA	2,804	N/P	N/P	2,300	33	19	N/P	N/P	N/P	N/P	N/P	5,156	19	58	51	128	5,284	0	3,266	0	8,550
4 SAN ISIDRO	1,713	6	N/P	273	1,269	34	N/P	N/P	N/P	N/P	N/P	3,295	19	78	30	127	3,422	2	3,317	9	6,750
5 JUTIAPA	949	5	18	1,131	1,163	22	N/P	N/P	N/P	N/P	N/P	3,288	9	43	33	85	3,373	0	1,577	0	4,950
6 TEJUTEPEQUE	1,252	12	N/P	1,010	608	29	N/P	N/P	N/P	N/P	N/P	2,911	2	60	37	99	3,010	2	1,938	0	4,950
7 DOLORES	1,146	7	N/P	688	178	16	N/P	N/P	N/P	N/P	N/P	2,035	2	29	21	52	2,087	0	1,962	1	4,050
8 CINQUERA	364	N/P	3	342	8	3	N/P	N/P	N/P	N/P	N/P	720	0	8	11	19	739	1	610	0	1,350
9 GUACOTECTI	599	6	N/P	979	1,256	12	N/P	N/P	N/P	N/P	N/P	2,852	1	26	18	45	2,897	1	1,602	0	4,500
<b>TOTAL DEPARTAMENTO</b>	<b>28,984</b>	<b>102</b>	21	17,873	6,701	480	0	0	0	0	0	<b>54,161</b>	152	895	639	1,686	<b>55,847</b>	32	54,795	26	<b>110,700</b>

\_\_\_\_\_  
PRESIDENTE

\_\_\_\_\_  
SECRETARIO

\_\_\_\_\_  
PRIMER VOCAL

\_\_\_\_\_  
SEGUNDO VOCAL

\_\_\_\_\_  
TERCER VOCAL

\_\_\_\_\_  
REPRESENTANTE DEL FISCAL ELECTORAL

\_\_\_\_\_  
REPRESENTANTE DEL TSE